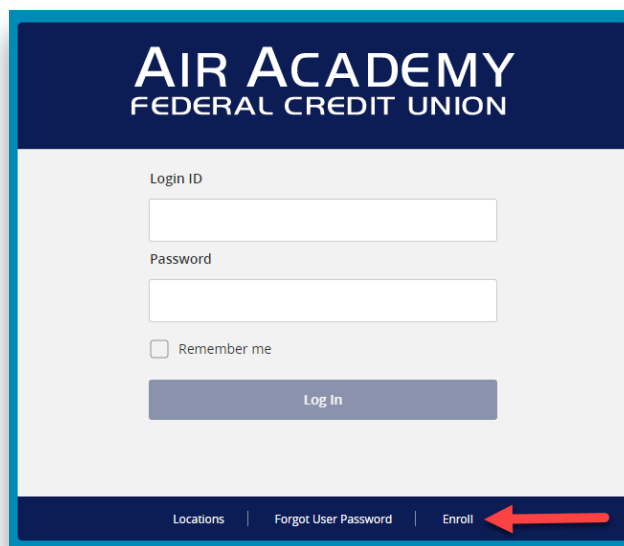


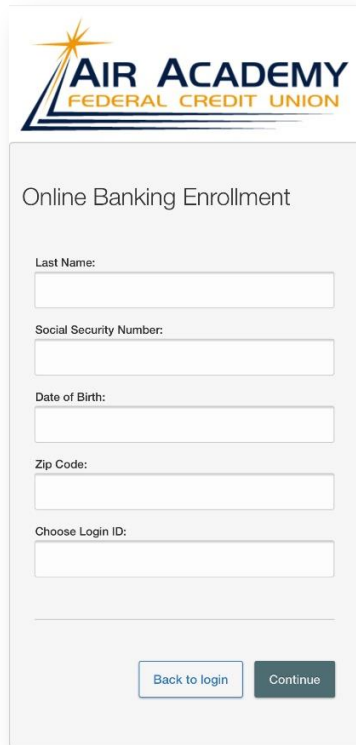
- On your smart device, navigate to the Apple App Store or Google Play store. In the search bar, search “AAFCU”. You will see **AAFCU Mobile** app. Once you navigate to our app, download it to your smart device.
 - Supported Devices:
 - The iPhone®, iPod touch®, and iPad® devices with the iOS operating system 11.0 or later.
 - Devices with the Android Operating System, version 5.0 or later.



- Next, **open the AAFCU Mobile app**. Tap **Enroll** located on the bottom blue bar underneath the Log In button.



3. Enter your last name, social security number, date of birth, zip code and chosen login ID. Once the form is completed, tap **Continue**

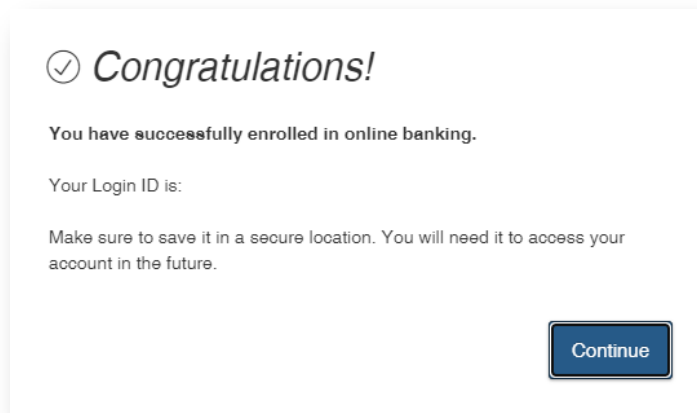


The screenshot shows the 'Online Banking Enrollment' form for Air Academy Federal Credit Union. The form includes the following fields:

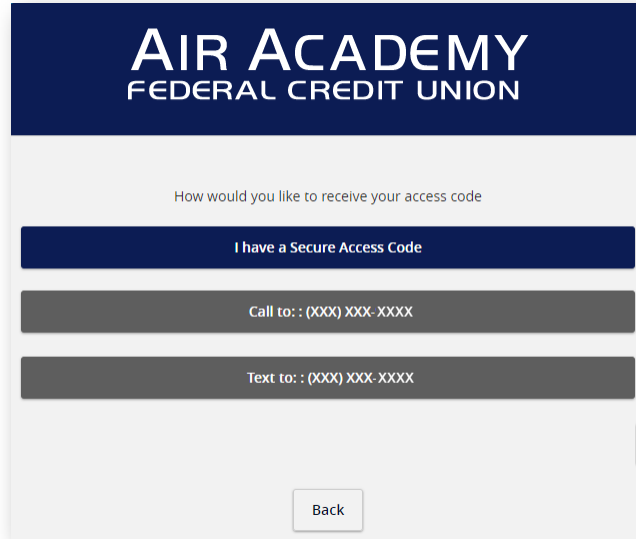
- Last Name:
- Social Security Number:
- Date of Birth:
- Zip Code:
- Choose Login ID:

At the bottom of the form, there are two buttons: 'Back to login' and 'Continue'.

4. You will see the screen below letting you know your enrollment was successfully and your chosen login ID was accepted. **Tap Continue.**



5. You will now be prompted to receive a secure access code to confirm your account access. You will see a list of target contacts. Choose which method you would like your secure access code sent to. The secure access code will expire after 15 minutes so you do not need to keep or memorize this code.



The screenshot shows a mobile app interface for AIR ACADEMY FEDERAL CREDIT UNION. At the top, the logo is displayed in white on a dark blue background. Below the logo, the text 'How would you like to receive your access code' is centered. There are three main options presented as dark grey buttons with white text: 'I have a Secure Access Code', 'Call to : (XXX) XXX-XXXX', and 'Text to : (XXX) XXX-XXXX'. At the bottom center, there is a small white button with the text 'Back'.

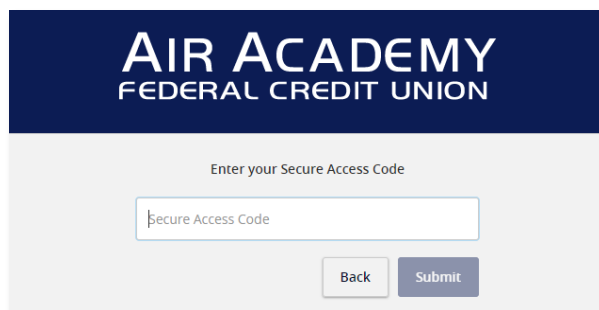
Your phone numbers are blocked out with “X” for security purposes. You will see the last 4 digits of your phone number.

If you choose:

Call to - you will receive an automated phone call with your secure access code.

Text to - you will receive a text message with your secure access code.

6. Enter the secure access code you received in the box when promoted and tap **Submit**.



The screenshot shows a mobile app interface for AIR ACADEMY FEDERAL CREDIT UNION. At the top, the logo is displayed in white on a dark blue background. Below the logo, the text 'Enter your Secure Access Code' is centered. There is a white input field with a light blue border and the placeholder text 'Secure Access Code'. Below the input field, there are two buttons: a white button with the text 'Back' and a dark blue button with the text 'Submit'.

8. Next, you will be prompted to choose a password. The password requirements will turn red if the password requirement is not met. Once you have entered your password, **tap Submit**.

The screenshot shows a mobile application interface for setting a new password. At the top, a dark blue header contains the text "AIR ACADEMY FEDERAL CREDIT UNION" in white. Below the header, the instruction "Please set your new password" is displayed. A section titled "Password Requirements:" is highlighted with a blue vertical bar and an information icon. It lists seven requirements: length (8-32 characters), inclusion of at least one number, one lowercase character, one uppercase character, one special character, exclusion of characters like '<' and '&', and that the password must not be the same as the last one or the current one. Below the requirements are two input fields: "New Password" and "Confirm New Password". At the bottom, there are two buttons: a light gray "Back" button and a dark blue "Submit" button.

9. AAFCU Online and Mobile Banking Service Terms and Conditions will appear. Tap **Accept** once you have read the Terms and Conditions.

You may now access your accounts at any time from any registered device. Logging into a separate, unregistered device or browser will require a new secure access code, however your login ID and password will remain the same.